

The new indexing plunger with rest position – flexible, quickly installed and can also be used as a pin hinge



## 01 Requirements

„For ensuring comfortable fixing and operation in the various areas of application, indexing plungers must offer flexible use and at the same time be quickly and easily installed.

For this reason, we have developed an indexing plunger with rest position that can be fixed in defined positions, allows for a variable clamping range of up to 8 mm and can be used as a pin hinge, to boot,”

Thomas Schulze, Area Manager



## 02 Product benefits

---

### Simply versatile. Simply practical.

Especially comfortable: the Indexing plunger with rest position can be fixed easily by pulling and turning it to 90°. The green, ergonomically shaped handle offers an optimal operation and safe handling.

- Indexing plunger with spring-loaded handle and rest position
- Enables fixing of covers and flaps in defined positions
- The spring-loaded handle is fixed by pulling and then turning it to 90°
- Installed using a simple push in the cutout

### Duel use. Dual benefit.

The tool-less installation of the indexing plunger, the wide clamping range of up to 8 mm and the different housing head heights ensures Flexibility in a wide variety of applications.

- Avoids linear movement between two parts
- Flexible use for material thicknesses of 1 to 8 mm
- Available with various head heights: 2, 3 and 4 mm for different gap dimensions
- Can also be used as a pin hinge

## 03 Dimensions / Order options

### Material

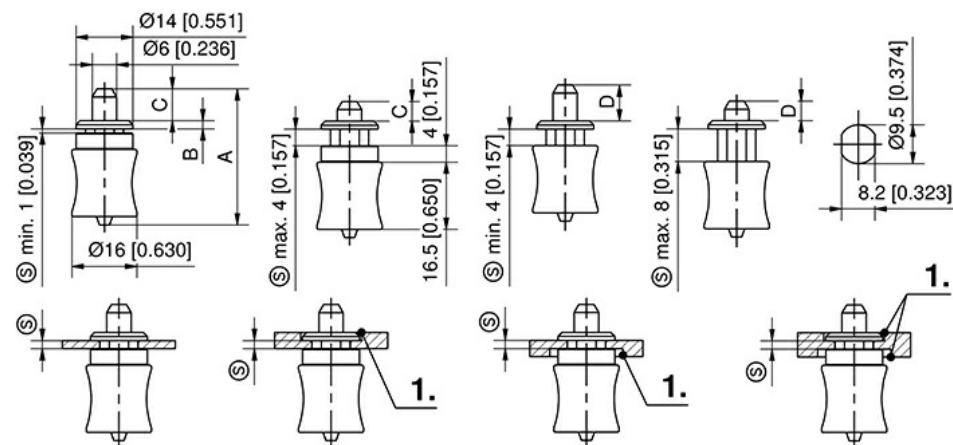
Housing: PA, black

Distance ring: PA, black (is included in the scope of delivery)

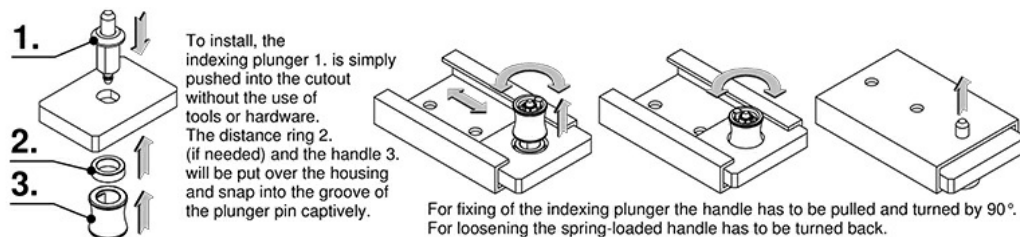
Handle: PA, green






1) Possible countersunk in the cutout. As a result, the gap between two components and the thickness of the material can be adjusted



### Operation sequence



Product system	Total length A	Head height B	At a min. – max. clamping range (S) with distance ring, the plunger pin height C is	At a min. – max. clamping range (S) without distance ring, the plunger pin height D is	Cutout housing	Cutout plunger pin	Packaging unit	Part number	Link
6-212	33.4 mm	2mm	7.8 – 4.8 mm	8.8 – 4.8 mm	Ø 9.5 x 8.2 mm	Ø 6.1 mm	50 pcs.	245-9317.00-00020	
6-212	35.4 mm	3 mm	8.8 – 5.8 mm	9.8 – 5.8 mm	Ø 9.5 x 8.2 mm	Ø 6.1 mm	50 pcs.	245-9317.00-00030	
6-212	35.4 mm	4 mm	7.8 – 4.8 mm	8.8 – 4.8 mm	Ø 9.5 x 8.2 mm	Ø 6.1 mm	50 pcs.	245-9317.00-00040	

## Contact

---



DIRAK GmbH –  
A Member of DIRAK Group

DIRAK Dieter Ramsauer  
Konstruktionselemente GmbH  
Königsfelder Straße 1  
58256 Ennepetal  
Germany

Phone: +49 (0) 2333 / 837-0

Fax: +49 (0) 2333 / 837-103

Email: [info@dirak.de](mailto:info@dirak.de)

## Imprint

---

DIRAK Dieter Ramsauer  
Konstruktionselemente GmbH  
Königsfelder Straße 1  
58256 Ennepetal  
Germany

Phone: +49 (0) 2333 / 837-0  
Fax: +49 (0) 2333 / 837-103  
Email: [info@dirak.de](mailto:info@dirak.de)

Represented by:  
Jens Boche

Entered in the trade register  
Commercial Register AG Hagen,  
HRB 7977  
Sales Tax ID Number (VAT No.)  
DE 261 585 314  
Last update: June 2023